

NEW YORK GROWTH



Revenue Growth

7.4%

NEW YORK MIDDLE MARKET GROWTH OVER THE PAST 12 MONTHS

7.2%

Past 12 Months National

5.2%

NEW YORK MIDDLE MARKET GROWTH OVER THE NEXT 12 MONTHS

6.0%

Next 12 Months National

Employment Growth

5.4%

NEW YORK MIDDLE MARKET GROWTH OVER THE PAST 12 MONTHS

5.0%

Past 12 Months National

3.9%

NEW YORK MIDDLE MARKET GROWTH OVER THE NEXT 12 MONTHS

4.0%

Next 12 Months National

New York Companies less confident than their peers.



GLOBAL ECONOMY

51%



NATIONAL ECONOMY

71%



LOCAL ECONOMY

74%

VS. NATIONAL MIDDLE MARKET

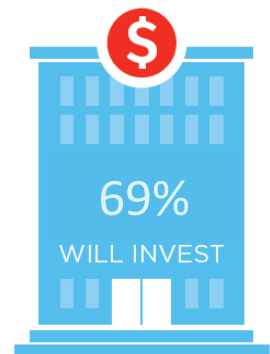
53%

73%

81%

Preparing for growth through capital investment

Middle market companies in New York are sending a strong message that they are poised to invest.

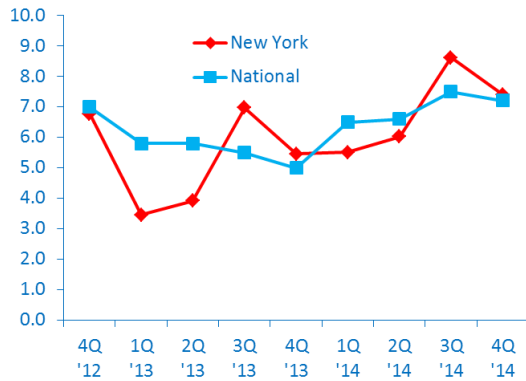


FOR MORE INFORMATION VISIT
MIDDLEMARKETCENTER.ORG

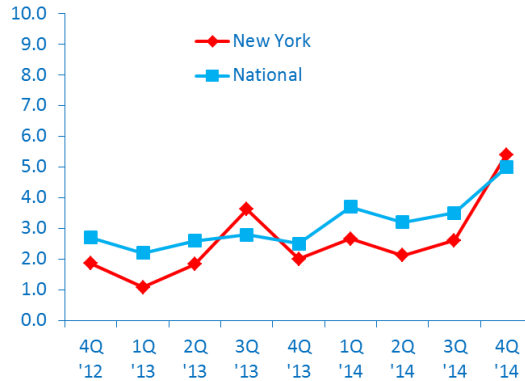


NEW YORK GROWTH VS. NATIONAL

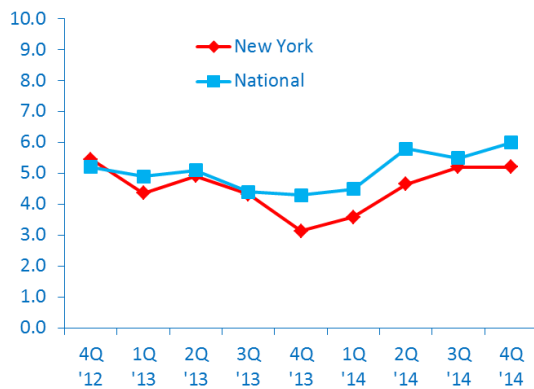
Revenue Growth past 12 months



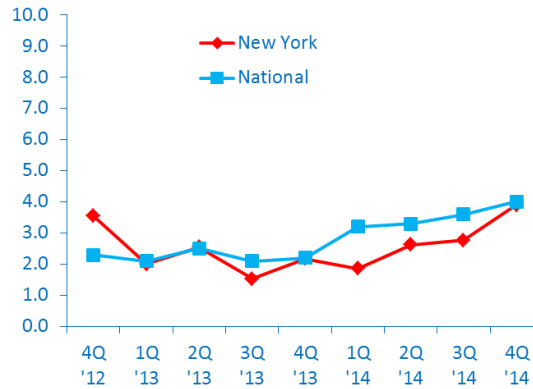
Employment Growth past 12 months



Revenue Growth next 12 months



Employment Growth next 12 months



FOR MORE INFORMATION VISIT
MIDDLEMARKETCENTER.ORG



NATIONAL CENTER FOR
THE MIDDLE MARKET

In Collaboration With



MEET NEW YORK STATE'S MIDDLE MARKET

New York's Middle Market Defined

ANNUAL REVENUE

\$10MM—\$1B



MORE THAN

10,000

BUSINESSES



OVER

\$500B

IN ANNUAL REVENUE



REPRESENTS

1%

OF ALL NEW YORK
COMPANIES



EMPLOYS

31%

OF THE NEW YORK
WORKFORCE



GENERATES

19%

OF ALL NEW YORK
BUSINESS REVENUE



Diverse



CONSTRUCTION

6.0%



HEALTHCARE

8.0%



RETAIL

10.0%



WHOLESALE

13.0%



FINANCE, INSURANCE,
REAL ESTATE

12.0%



BUSINESS SERVICES

32.0%



MANUFACTURING

14.0%



TRANSPORTATION,
COMMUNICATIONS,
UTILITIES

4.0%